
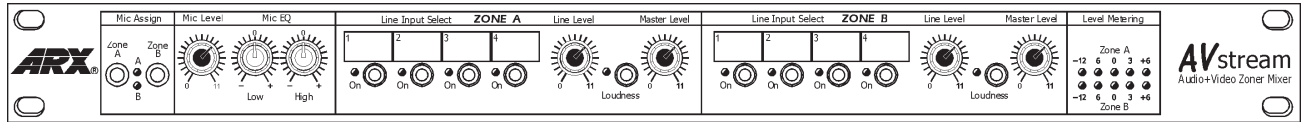


AV Stream™



AUDIO+VIDEO ZONE SWITCHER/MIXER



The ARX **AV Stream** is a unique 'user-friendly' Zoner/Mixer, enabling a choice of four audio and associated composite video sources to be routed to each of two zones.

• Intuitive Layout

The linear ergonomic flow of the front panel controls, coupled with the visual feedback of level settings and source selection makes using the **AV Stream** totally intuitive, even for casual staff with no prior experience.

• Switches both Audio and Video

Up to four stereo audio sources and associated composite video feeds can be connected to the **AV Stream**, such as: Tape/cassette/DVD/CD decks, TV/Satellite/video audio, Juke Box/Karaoke systems. Interlocking switches for each source ensure that there is no risk of accidentally selecting two sources for the one zone.

Each switch has an associated status LED for easy at-a-glance confirmation of which program source is active, and numbered panels above each switch let you label each source.

• Microphone Input

The **AV Stream** has provision for connecting a microphone, to allow announcements to be made in the zones. There is comprehensive EQ and an individual level control for the microphone on the front panel, as well as a Gain trim control on the rear.

A front panel switch assigns the microphone to either or both zones, and there is also provision to connect a push-to-talk signal for priority/evac override.

• Zone Setup

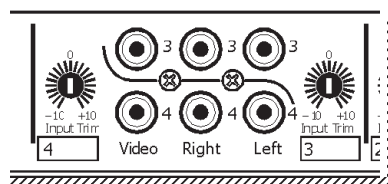
On the rear, each input source has a Left and Right phono (RCA type) audio input, an RCA type video input, as well as an associated Gain trim control. This allows level matching of all four sources, so there is no need to reset the Zone output levels when switching between sources.

Each Zone has Left and Right Balanced XLR outputs, with dual LED meters showing output levels for each zone. A switch on the rear panel can also mono all audio outputs if required

• Universal AC Power

AC power is a universal 100 to 120V or 220 to 240V, and is connected to the unit via a removable power lead and standard 3 pin IEC connector, with built in fuse and voltage selection switch.

The intuitive layout and precise control offered by the ARX **AV Stream** make it the ideal choice for any Zone mixing installation application.



Features

- ➔ Unique 'user-friendly' Zoner/Mixer switches both Audio and Video
- ➔ Choice of four program sources to two zones
- ➔ Comprehensive microphone control options
- ➔ Mic and Zone EQ controls
- ➔ Switchable voice override
- ➔ Multiple stereo inputs; Balanced XLR outputs
- ➔ Intuitive layout for fast setup
- ➔ Security cover available

Specifications

Input Impedance

- Mic 4 KOhms balanced
- Line 100 KOhms unbalanced

Input Gain

- Mic Variable 20 dB to 60 dB with rear trim control
- Line -10 to +10 dB

Output Level (Max) +21dB

- ### Signal to Noise ratio @ Unity
- 90 dB 'A' weighted
 - Note: All inputs @ unity, Master @ unity

- ### Distortion @ Unity Gain
- Below .005% 100Hz to 10 KHz

Dynamic Range 115 dB

Mic Channel EQ

- Low 100Hz 15dB Cut/Boost
- High 10KHz 15dB Cut/Boost

Zone EQ

- Flat through to smile curve: (50z and 10KHz up to +6dB)

Level Control

- ∞ to +6dB Gain (0 to 11)

Hi Z Input Connectors

- Phono (RCA type)

Video Type

- Composite Video

Video Input Connectors

- RCA type

Balanced Output Connectors

- Male XLR: Pin 1 Ground, Pin 2 +, Pin 3 -

Video Output Connectors

- RCA type

Frequency Response

- 20Hz—20KHz ±1dB

Power Requirements

- 100-120/220-240 V AC
- 50/60 Hz 8VA (8 watts)
- on 3 pin IEC connector

Weight

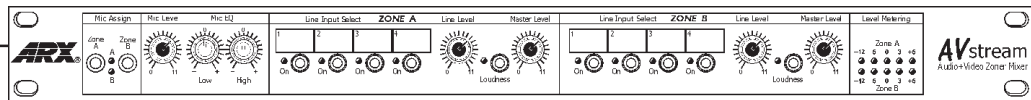
- 5 lbs/2.2 Kg

Dimensions

- 19"W x 13¼"H x 6"D
- 482 x 44 x 155mm



Our policy is one of continuous improvement, and therefore designs may change without notice. However, unless otherwise stated, specifications will always equal or exceed those previously given.



Front Panel

- Microphone Zone assign switches and LEDs
- Microphone Level control
- EQ controls for the microphone
- Zone A program source switches, with label panels and LED indicators to show active source
- Zone A EQ control
- Zone A Line level trim
- Zone A Master Level control
- Zone A and B Output Level LED metering

Zone B functions identical to Zone A

Rear Panel



- AC input connector, with voltage switch and fuse
- Zone A and B Balanced XLR Outputs
- Zone A and B Composite Video Outputs
- Sources 1, 2, 3 and 4 Audio Input Gain trim controls for Zone A and B
- Sources 1, 2, 3 and 4 audio and composite video (RCA type) input connectors for Zone A and B
- Balanced XLR microphone connector
- TRS jack connector for Mic override (Press-to-talk ducker) attenuates line inputs by 20 dB. Wired so Tip to Ring short enables ducker
- Microphone Gain trim control

ARX Systems are based in Melbourne, Australia, where all ARX Products are assembled and tested in our 'state-of-the-art' manufacturing facility

For over 20 years ARX has designed, manufactured and supported Audio Products for Professional users and applications worldwide

Architectural Specifications

The signal processor shall be mounted in a steel chassis six inches deep and one rack unit high. The unit shall be a Zoner/Mixer, i.e., it shall accept inputs from four separate stereo sources and composite video sources as well as a microphone, and send them to two separate zones. A switch on the rear panel shall switch the output of the two zones to either stereo (Left and Right), or Mono.

The microphone input shall have a level control and two way Equalisation controls. The microphone connector shall be a balanced XLR input with an Input impedance of 4 K Ohms. There shall also be an input for a ducker control to attenuate line inputs by 20 dB, and LEDs to indicate microphone status. The microphone shall be able to be routed to either or both output zones.

Each Line source shall have High Z Left and Right phono (RCA type) connectors, with associated Gain trim controls -10dB to +10 dB on the rear panel, and an overall line level control on the front panel. A switch and status LED on the front panel shall indicate which source is active in each zone. These switches shall be interlocking so that only

one of the four input sources per zone can be selected at one time.

Each Zone shall have an Equalisation control and the option of Local or Remote Master output level control. Each Master output shall have a dedicated 5 LED metering display. Input source impedance shall be 100K Ohms, and the input headroom shall be +21dB. The frequency response (all channels and masters) shall be 20 Hz to 20 KHz, ±1dB. The Output impedance shall be 300 ohms balanced, and the maximum Output level shall be +21dB, with a Signal to Noise ratio at unity of -90 dB 'A' weighted. Audio Output connectors shall be Balanced XLR type; Video Output connectors shall be RCA type. THD shall be below .005%, 100Hz to 10 KHz, and the unit shall have a dynamic range of 111dB.

Power shall be supplied via a removable mains cable, connecting to an IEC connector with an integral fuse and voltage change switch on the unit's rear panel.

The Zoner/Mixer shall be the ARX AV Stream.

Specifications available on CD ROM. Latest updates available at: www.arx.com.au

