

Using your Audibox

The **USB-DI** is a Direct Injection, or Direct, box. It is a self contained, stand alone stereo unit designed to interface stereo digital audio with professional balanced low impedance inputs. It will convert computer audio signals into tones that are happy to travel down a long line into a mixing console at the other end. It has many applications for Live Sound, Studio or Broadcast use.

Plug and Play

If you are running Win XP, Win 7 OR 8, then as soon as you plug the **USB-DI** into a spare USB port on the computer it will be recognised as a **USB Audio Device**, and will be ready straight away.

www.arx.com.au/audibox_usb_di.htm

Operating instructions

Input Connections

Connect the USB connector to the USB-DI and to the USB port on the computer. On XP, Win 7 and 8 it will be available immediately and the status LED on the front of the **USB-DI** will light up.

Output Connections

Connect a balanced microphone lead from each 3 pin XLR connector on the USB-DI to a pair of input channels on the mixing console. Set the Input Gains on the channels, and Pan the

channels Left or Right as required.

To check that the **USB-DI** is set up correctly, open your audio software, ensure that USB Audio Device is selected as the default audio device, open a music file and play.

That's all there is to it.

Put simply, the **USB-DI** is the USB pro audio interface that Audio Professionals have been waiting for!

IMPORTANT #1

Computers are very electrically noisy environments, and USB is a very popular Plug and Play protocol for lots of Windows devices.

For fastest and quietest audio operation you **must** plug the **USB-DI** into its own USB port, **not a hub**. Experiment on your computer to find the quietest USB port, and keep it only for the **USB-DI** - don't have anything else on the same buss.

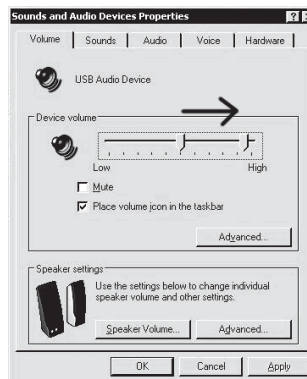
Otherwise you may get a hissing and clicking noise every time you move the mouse, touch the keyboard, or click on the screen.

IMPORTANT #2

The Windows default volume setting for USB Audio Devices is 50% of maximum. In many cases this will be too low, inducing noise and hum as excessive gain may need to be applied to

deliver the level required. We suggest increasing this volume setting to 1000%.

No matter which operating system you are using, once the **USB-DI** is installed, go to Control Panel, then Sounds and Audio Devices, then USB Audio Device, then the Volume tab, and move the slider to the right. This will give you the optimum signal to noise ratio.



IMPORTANT #3

Keep mobile/cellular phones well away (at least 2 metres/8 feet) from the computer and the USB-DI.

The "Dut dut-dah-dut dut-dah-dut dut-dah-dut" sound of a mobile phone connecting is not one that audiences care to hear!

Latest information updates are always available on the comprehensive ARX website:

www.arx.com.au

Did you know...

As well as the **USB-DI**, ARX manufacture other products in the unique Audibox range:

The **ISO-Balancer** for balancing unbalanced signals, and also the **ISO De-Balancer**, which will de-balance a signal when required to connect to an unbalanced input.

The **ISO-Later** is a Dual channel Unbalanced to Balanced Low Impedance transformer isolated converter, and the **ISO Splitter** is a transformer isolated 1 input to 2 outputs splitter for splitting 1 input 2 ways in applications where complete Galvanic isolation is required.

Both available in Single Channel or Double Header format.

The **Ear Driver** is a Headphone Amplifier with 2 pairs of Stereo inputs each feeding two channels of headphone level outputs. It has individual Level controls plus a 12 - 15VDC power connector. A compact, flexible unit

The **Pro-DI** is an ultra compact Active Direct box, with normal High Impedance input as well as a separate speaker level input for connection to instrument amplifiers.

Other features include -20dB Pad and Audio Ground Lift switches, plus Phantom or DC power options.

Available in Single Channel or Double Header format

The **DI-Pre** is an Ultra compact Microphone Pre amp with XLR input, balanced jack output and 10 to 60dB Gain control.

Other features include -20dB Pad switch, Clip LED and Phantom Power switch, plus DC power connector.

Available in Single Channel or Double Header format

For the latest information on the complete Audibox range, visit our website:

www.arx.com.au/audibox.htm

©2014 ARX Systems Pty.Ltd. ACN 006 471
825. All rights reserved. ARX Systems®
is a Registered Trade Mark.



Manufactured in Australia

INTERNATIONAL LIFETIME WARRANTY

ARX Systems (ARX) warrants to the first purchaser of this Audibox product that it is free from defects in materials and workmanship under normal use and service. ARX's sole obligation under this warranty shall be to provide, without charge, parts and labour necessary to remedy defects, if any, which appear within twelve (12) months from date of purchase; and to supply parts only for the life of the product to the original purchaser.

This is our sole warranty. It does not cover finish or appearance items, nor does it apply if the Audibox has been, in ARX's sole judgement:

- Subjected to misuse, abuse, negligence or accident;
- Repaired, worked on, or altered by persons not authorized by ARX,
- Connected, installed, adjusted or used otherwise than in accordance with the instructions supplied by ARX.

This warranty gives you and us specific legal rights, and you may also have other rights which can vary from state to state.

To obtain warranty service for your Audibox, call, write, or Email to ARX or the dealer you purchased it from. They will give you the correct address to send your unit to. Have your sales receipt showing date of purchase handy, and include a copy of it with your Audibox. Please pack the unit well - we are not responsible for any damage caused by unsuitable packing during shipment. Send the unit to us pre-paid, by a delivery service like FedEx, UPS, or any other service that can track the shipment. We will return it to you freight paid. If you have any questions, or any part of this is unclear, please write to ARX Systems in the country of purchase, or to the address below.

PO Box 15, Moorabbin, Victoria 3189, Australia. Phone: +61 (0)3 9555 7859 Fax: +61 (0)3 9555 6747

You can also Email the factory at: info@arx.com.au

- USB-DI Specifications**
- Input Connector** USB type B port
 - Output Impedance** 300 Ohms Transformer Balanced
 - Output Level** Nominal output level 0db
 - Output Noise** USB - System dependent
 - ISO trans** - Environment sensitive
 - Frequency Response** 20 - 20 KHz ± 0.5 dB
 - Power** Operating current via USB Port 80mA
 - Output Connectors** 2 x Male XLR, wired Pin 2 + Hot, Pin 3 - Cold, Pin 1 Floating / not connected
 - Construction** All-steel powdercoated chassis, fibreglass PCB, epoxy printing, slip-resistant rubber feet
 - System Requirements**
 - Windows PC running Windows XP and later, plus Mac OS-X
 - USB port
 - Audio software

Thank you for choosing this unique Au-

diobox product from ARX.

As with all ARX equipment, it has un-

dergone extensive factory testing and

'burn in' before shipping.

To ensure continued trouble free use,

please familiarise yourself with the con-

tents of this manual before using.

All models in the AudioBox range fea-

ture the same heavy duty all-steel chas-

sis finished in attractive matt blue tex-

tured powdercoat, with hardwearing

epoxy screen printing and large slip

resistant rubber foot pads.

By their very nature these units are

compact and portable; to protect your

investment we've added numerous


security features including a slot for a

computer lock, and the option of a per-

manent table mounting kit.

A rack mount kit is also available to rack

up to 3 units plus power supply in 1 RU.

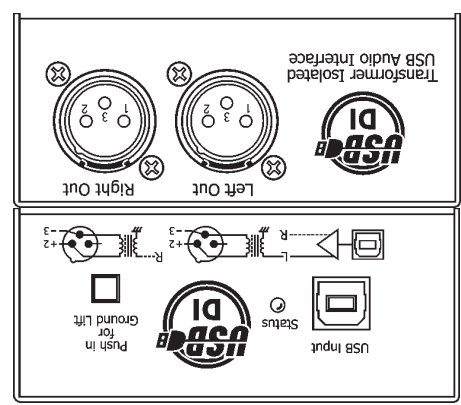


Now you can register your product warranty online at: www.arx.com.au



ARX Systems Pty Ltd, PO Box 15, Moorabbin, Victoria 3189, Australia
 Phone: (03) 9555 7859 Fax: (03) 9555 6747
 International Fax: +61-3 -9555 6747
 On the Net: www.arx.com.au
 Email: info@arx.com.au

Connections and Controls:
 Type B USB input port; Transformer Balanced XLR Outputs; Status LED illumina-



USB-DI
 "The USB pro audio interface that Audio professionals have been waiting for!"

About the USB-DI
 The USB-DI is a true Plug-and-Play Digital to Analog audio interface. Transformer isolated XLR connectors supply Balanced audio output from a USB connection. Full transformer balanced output isolation eliminates earth loops / ground hum and other interaction noise and distortion. Put simply, this is the USB pro audio interface that Audio professionals have been waiting for!
 A front panel status LED lights up to show the USB-DI is connected and it is operating.
 No external power is required - all power

for the USB-DI is supplied by the USB bus.

No drivers are required for operation under Windows XP and later, plus Mac OS-X. The USB-DI is instantly recognised as a generic USB audio device, requiring no special driver program installation.

eliminate earth loops / ground hum and other interaction noise and distortion.

Put simply, this is the USB pro audio interface that Audio professionals have been waiting for!

A front panel status LED lights up to show the USB-DI is connected and it is operating.

No external power is required - all power