

Specifications

Max Input Level

- +12 dB Phantom powered
- +6 dB Battery powered

Input Impedance

1 Meg Ohm

Max Output Level

+12 dB 10K Ohm load Battery or Phantom powered

Output Impedance

680 Ohms Balanced

Output Signal to Noise

- 100 dB unweighted
- 104 dB A weighted

Dynamic Range

112 dB 10K Ohm load

Distortion

- 100 Hz .0018%
- 1KHz .0028%
- 10KHz .0056%

Frequency Response

20Hz to 20KHz, \pm 0.2 dB

Gain through Unit

6dB (Pad switch out)

Pad Switch

Global -20 dB attenuation

Input and Loop Out Connectors

Insulated jack

Output Connectors

3 pin XLR. Wired Pin 1 Ground, Pin 2 +Hot, Pin 3 - Cold. Global Audio Ground (Pin 1) or soft Ground switch

Construction

All-steel chassis, fibreglass PCB

Battery Rechargeable 9V DC NiMH

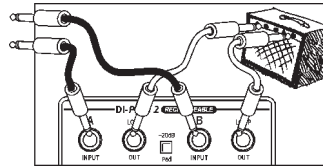
Using the DI-PLUS2-R

The DI-PLUS2-R is a Direct Injection, or Direct, box. It is a self contained, stand alone stereo unit designed to interface a left and right pair of unbalanced high impedance lines with professional balanced low impedance inputs. In other words, it will convert ordinary signals into ones that are happy to travel down a long line and meet a mixing console at the other end. It has many applications for Live Sound, Studio or Broadcast use.

Typical uses are:

- Musical instruments - Keyboards, synthesizers, electronic drums, drum machines
- Consumer audio products - CD players, cassette decks, tape decks, video cassette audio, computers.

Operating instructions



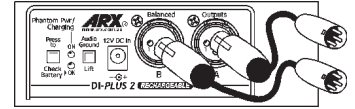
Input Connections

A stereo high impedance source (instrument, unbalanced lines or similar) plugs into Inputs A and B (typically Left to A and Right to B). If the signal needs monitoring, eg. an onstage amplifier, then connect a lead from the Loop Outs of each

channel to the amplifier. Pushing the Pad switch IN will reduce both input levels by -20dB if required.

Note: If you are only using **One** channel of the DI-PLUS 2, make sure that you use Channel A. The Channel A Input jack switches the DI-PLUS2-R on.

Special Note. The DI-PLUS2-R is a Line level device, so it is not designed to accept Microphone level signals.



Output Connections

Connect a balanced microphone lead from each 3 pin XLR connector on the rear of the DI-PLUS2-R to a pair of input channels on the mixing console. Pan the channels Left or Right as required.

Pushing the Audio Ground Lift switch IN will isolate both Pin 1 outputs of the DI-PLUS 2 to stop Ground Loops if required.

Power Requirements

The DI-PLUS2-R is an active device, ie. it needs power to run. This power can be supplied 2 ways:

• Battery power

In a world first for this type of device, the DI-PLUS2-R is fitted internally with a State-of-the-Art Nickel Metal Hydride (NiMH) rechargeable battery. NiMH batteries do not suffer from the memory-effect that plagued earlier Nickel Cadmium (NiCad) batteries, and gradually reduced the amount of power available after each recharge. If you ever owned an earlier analog mobile/cell phone you'd be aware of this unfortunate phenomenon.

These new NiMH batteries also feature extended battery life, to last through the longest show.

• Phantom power

The DI-PLUS2-R will also run on Phantom power if available on the mixing console. Switch the Phantom power ON in the channel the DI-PLUS2-R is plugged into, and the Red Phantom power LED will light up on the DI-PLUS2-R. This means the DI-PLUS2-R is now running on the Phantom power and the batteries are recharging. If you switch the Phantom power off the DI-PLUS2-R will revert to battery operation.

PLEASE NOTE:

To charge from Phantom Power the DI-PLUS2-R needs to be switched on, i.e. a jack must be inserted into one of the INPUTS.

This is not required if the unit is being charged from an external power supply via the DC jack input.

Did you know...

As well as the DI-PLUS-R and the DI-PLUS2-R, ARX manufacture a six channel rack mount AC powered Direct box:

The **DI-6sm** is a 19" 1 RU AC powered unit that has 6 independent Direct boxes, each with high impedance Input and Loop out jack connectors, a 00 to +15dB level control, clip LED, balanced XLR output and individual audio ground lift switches. It can also function as a 6 into 1 mic or line mixer **at the same time.**

Switches on the rear change it from a 6 into 1 mixer to a 1 into 6 mic or line distribution splitter, each split's level controlled by the six individual channel controls.

A true Pro Audio toolbox!

INTERNATIONAL LIFETIME WARRANTY

ARX Systems (ARX) warrants to the first purchaser of this DI-PLUS2-R that it is free from defects in materials and workmanship under normal use and service. ARX's sole obligation under this warranty shall be to provide, without charge, parts and labour necessary to remedy defects, if any, which appear within twelve (12) months from date of purchase; and to supply parts only for the life of the product to the original purchaser.

This is our sole warranty. It does not cover finish or appearance items, nor does it apply if the DI-PLUS2-R has been, in ARX's sole judgement:

- Subjected to misuse, abuse, negligence or accident;
- Repaired, worked on, or altered by persons not authorized by ARX,
- Connected, installed, adjusted or used otherwise than in accordance with the instructions supplied by ARX.

This warranty gives you and us specific legal rights, and you may also have other rights which can vary from state to state.

To obtain warranty service for your DI-PLUS2-R, call or write to ARX or the dealer you purchased it from. They will give you the correct address to send your unit to. Have your sales receipt showing date of purchase handy, and include a copy of it with your DI-PLUS2-R. Pack the unit well - we are not responsible for damage caused by unsuitable packing during shipment. Send the unit to us pre-paid, by a delivery service like FedEx, UPS, or any other service that can track the shipment. We will return it to you freight paid.

If you have any questions, or any part of this is unclear, please write to ARX Systems in the country of purchase, or to the address below.

PO Box 15, Moorabbin, Victoria 3189, Australia.

Phone: +61 (0)3 9555 7859 Fax: +61 (0)3 9555 6747

You can also Email the factory at: info@arx.com.au

Owner's Manual

DI-PLUS2-R
Dual Channel
RECHARGEABLE
Active Direct Box

Thank you for choosing this ARX DI-PLUS 2-R, a major step forward in active direct boxes. We hope you enjoy using this unique product as much as we enjoyed creating it. As with all ARX equipment, it has undergone extensive factory testing and 'burn in' before shipping. To ensure continued trouble free use, please familiarise yourself with the contents of this manual before using.

Packaged in a dual channel stand-alone format, the DI-PLUS 2-R represents a fresh look at active D.I. requirements.

• **Precision engineered**

Ultra quiet, ultra clean circuitry delivers maximum headroom whatever the signal. Premium grade components, plus an all-steel chassis gives excellent hum and noise specifications and superb audio quality in a tough, roadworthy package.

• **Level control**

The DI-PLUS 2-R features dual high impedance unbalanced inputs on the front panel, running to balanced XLR outputs on the rear. A global Pad switch drops the input by a further 20dB, making it suitable for all applications, from the softest keyboard to the hottest broadcast levels; and all in glorious stereo! Plus, the Left and Right channel Gains match up perfectly for accurate stereo imaging.

• **Rechargeable NiMH Battery**

In a first for this type of product, the new DI-PLUS 2-R is fitted with a state-of-the-art Nickel Metal Hydride (NiMH) memory-effect-free rechargeable battery, which recharges whenever Phantom Power is detected. If no Phantom is present, it can be recharged via a standard 12V DC external power supply. Production crew heaven!

• **Automatic Phantom switching**

The DI-PLUS 2-R will automatically switch itself to the console's own Phantom Power, if available, and an LED will indicate this mode. Turn the Phantom Power off and it will instantly revert back to battery mode.

• **Rugged all-steel case**

A lot of direct boxes are fitted into brittle cast alloy or plastic cases. Not this one! The tough all-steel inner and outer chassis of the DI-PLUS 2-R provide excellent RF/EMF shielding while making it a sturdy, heavy duty unit that is hard to dislodge, and hard to leave behind.

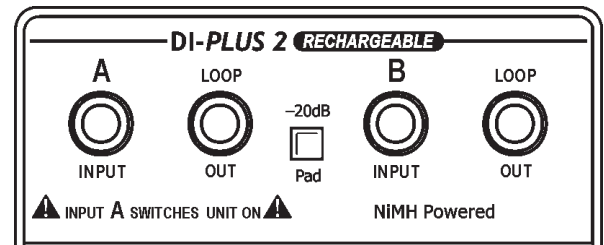
Whether you're a Studio or Live Sound engineer, installation contractor, or broadcast engineer, you want all the dynamics and clarity of the original sound source transferred to the mixing console.

The ARX DI-PLUS 2 provides a rugged, no-compromise solution to all direct injection and signal balancing requirements.

ARX Systems Pty Ltd, PO Box 15,
Moorabbin, Victoria 3189, Australia
Phone: (03) 9555 7859 Fax: (03) 9555 6747
International Fax: +61-3-9555 6747
On the Net: www.arx.com.au
Email: info@arx.com.au




Front Panel Connections



- High Impedance Input Jacks
- Pad switch
- Loop out Jacks

Rear Panel Connections



- Balanced XLR output connectors. Pin 3 – Cold, Pin 2 + Hot, Pin 1 Audio Ground.
- Audio Ground lift switch. Will isolate Pin 1 when switched IN
- Battery check switch and

green battery status LED. LED will light up when switch is pressed if battery is good

- Red Phantom power LED. Will illuminate if DI-PLUS 2-R detects Phantom power and is charging the battery.