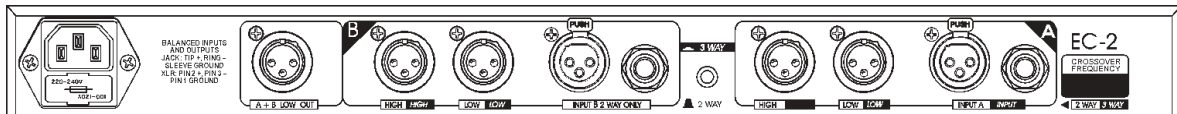
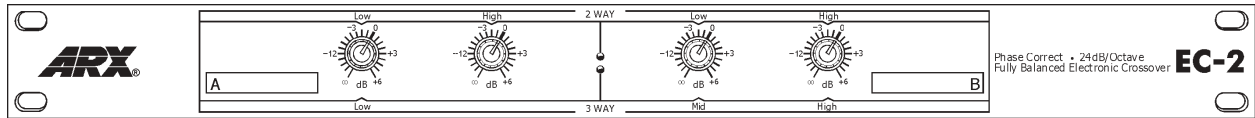


EC-2



Stereo 2 way, Mono 3 way
24dB Electronic Crossover



The ARX EC-2 is a flexible, affordable 24 dB per octave Phase Correct electronic crossover.

It has 2 modes of operation; as either a Stereo 2 way or a Mono 3 way unit, with a switch on the back panel selecting either mode.

• Tamper-Proof Crossover Points

The crossover points are determined internally by the value of 4 resistors per channel; changing the resistor value changes the crossover point. This 'semi fixed' method avoids the pitfalls of externally adjusted crossover points, making the crossover points tamper-proof once they are set.

As a handy guide, a list of common crossover points and their corresponding resistor values are printed inside the unit's lid, and also set out in the Owner's Manual.

On the front panel are level controls for Low and High in dual channel 2 way mode, and Low, Mid and High in single channel 3 way mode, with corresponding Outputs on the rear panel.

• Balanced Inputs and Outputs

The EC-2 Balanced Inputs and outputs on XLR connectors. It also has an additional summed Mono Low output, for applications that need a Mono Low feed (e.g. Left and Right full-range plus a single Sub Bass speaker).

• High Pass Filter

There is a preset 30 Hz HighPass filter to remove unwanted subsonics which can

damage speakers and waste amplifier power.

In addition, each output has up to +6 dB of gain available, to compensate for amplifiers and speakers of differing sensitivities.

• Universal AC Power

AC power range is a universal 100 to 120V or 220 to 240VAC, and is connected to the unit via a standard IEC connector, with built-in fuse and voltage change switch.

• Uncompromising Audio Quality

Innovative circuit design is pointless unless it delivers stunning sound quality, and here the EC-2 excels. It has been designed to provide uncompromising audio quality, and to achieve this, Linkwitz Riley 24dB (Fourth Order) state variable filters are used throughout the circuitry. This ensures a smooth Phase Correct transition through the crossover region.

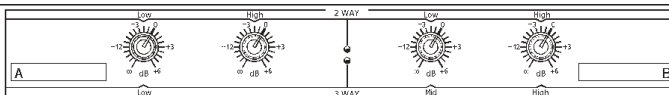
From Stage Monitors to Studio Monitors, from Front of House to the Front room of your House, the EC-2 is a crossover that is suited to any application requiring flawless, transparent sound.

Features

- Ultra low noise circuitry
- Totally phase aligned at crossover point
- Switchable Dual Channel 2 way or Single Channel 3 way
- Unique 'semi-fixed' crossover point
- 24dB per octave (Fourth Order) Linkwitz-Riley filters
- Separate Summed Mono Output for Satellite/Sub systems
- Balanced Inputs, and Outputs
- Built in High Pass filters
- Intuitive, 'user friendly' layout
- Flawless performance in any audio environment
- Security cover available

Specifications

ARX



Phase Correct + 24dB/Octave Fully Balanced Electronic Crossover **EC-2**

Input Impedance

Balanced 20 Kohms
Unbalanced 10 Kohms

Input Headroom

+ 21 dB

CMRR

>45 dB, 20 Hz—20 KHz

Output Impedance

Balanced 300 ohms
Unbalanced 150 ohms

Output Level (Max)

+ 21dB

Frequency Response

30Hz—20KHz±0.5dB
Note: 30 Hz is a function of the High Pass filter

Signal to Noise ratio

(Controls at Unity)
-90 dB Unweighted
-93 dB 'A' weighted

Distortion

.004% THD, 0dB, 1KHz

Dynamic Range

111 dB

Power Requirements

100/120 V AC
220/240 V AC

Weight

5 lbs/2.2 Kg

Dimensions

19"W x 1³/₄"H x 6"D
482 x 44 x 155mm

Input Connector type

XLR, Balanced Jack

Output Connector type

XLR

Crossover point frequencies are changed internally by varying the value of 4 resistors per channel. Full details are in the Service Notes section of the Owner's Manual, and are also printed inside the lid.

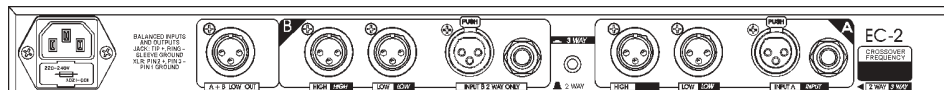


Our policy is one of continuous improvement, and therefore designs may change without notice. However, unless otherwise stated, specifications will always equal or exceed those previously given.



Front Panel

- Low and High Output controls for 2 way mode
- Low, Mid and High Output controls for 3 way mode
- Marker panels for labelling crossover assigns
- 2 way/3 way status LEDs



Rear Panel

- Balanced XLR Inputs and Outputs
- Additional summed mono Low output
- 2 way/3 way mode switch
- AC input connector, with voltage switch and fuse.

ARX Systems are based in Melbourne, Australia, where all ARX Products are assembled and tested in our 'state-of-the-art' manufacturing facility

For over 20 years ARX has designed, manufactured and supported Audio Products for Professional users and applications worldwide

Architectural Specifications

The crossover shall be a dual channel 2 way or single channel 3 way unit in a steel chassis six inches deep and one rack unit high. There shall be a rear panel switch to put the unit into either mode. The crossover shall have true Linkwitz Riley 24 dB per octave, phase corrected state variable filters.

The front panel shall feature controls for Low and High frequencies in dual channel mode, and Low, Mid and High frequencies in single channel mode.

There shall be corresponding outputs on the rear panel, plus a separate mono low frequency summed output. Each output will have up to +6dB of gain available, to compensate for amplifiers and speakers of differing sensitivities. There shall also be a preset 30 Hz High Pass filter to remove unwanted subsonics.

The unit shall have electronically Balanced inputs, on TipRingSleeve (TRS) jack connectors (Tip +, Ring -, Sleeve Ground), and XLR connectors, with passive RFI filters and an

Input impedance of 20 Kohms (10 Kohms unbalanced). The Outputs shall also be Balanced, on XLR connectors, with an output impedance of 300 ohms balanced (150 ohms unbalanced),

The Input headroom shall be +21dB, with a CMRR of better than 50dB, and the frequency response shall be 30 Hz, -0.5dB (as a function of the High Pass filter) to 20 KHz, +0.16dB, and the maximum Output level shall be +21dB, with a Signal to Noise ratio of -93dB 'A' weighted (-90dB unweighted).

Total Harmonic Distortion shall be .004% @ 0dB, 1 KHz, and the unit shall have a dynamic range of 111dB.

AC Power shall be supplied via a removable mains cable, connecting to an IEC connector with an integral fuse and voltage change switch on the unit's rear panel.

The crossover shall be the ARX EC-2

Specifications available on CD ROM



Latest updates always available on the ARX website - www.arx.com.au

ARX Systems Pty Ltd; PO Box 15, Moorabbin, Victoria 3189, Australia
Phone: 03 9555 7859 Fax: 03 9555 6747 International Fax +61 3 9555 6747
Email: info@arx.com.au Internet: www.arx.com.au