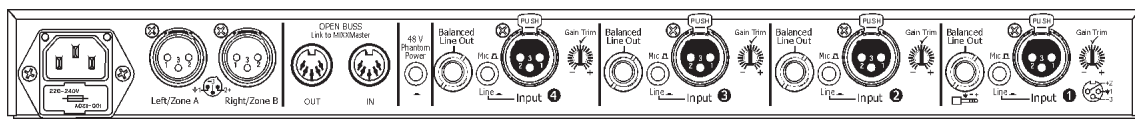
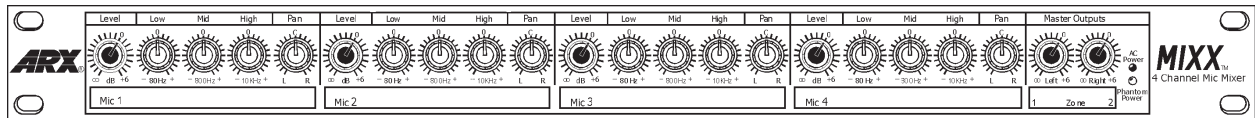


FOUR CHANNEL MIC/LINE MIXER



Innovation

ARX introduces the MIXX 4 channel Microphone/Line mixer, with 3 way EQ and Pan on all four channels.

It's the companion product to the MIXXMaster: two innovative products using the exclusive ARX "open buss" architecture which allows mixing and zoning systems of any complexity to be easily constructed using only two standard products.

Total Flexibility

Each MIXX can be used as a standalone Audio Mixer, but when used together with the MIXXMaster they form a powerful Mixing/Zoning System second to none in simplicity and total flexibility.

You can link up multiple MIXX units to a MIXXMaster, or link multiple MIXXMaster units together. The MIXX system can be configured to suit your exact requirements.

The unique "open buss" connectors on the rear panel allow you to easily link one or more MIXXes to one or more MIXXMasters, giving you as many combinations of Inputs and Outputs as you require.

Quality Features

Each Microphone/Line input has 3 way EQ and Pan controls, plus Balanced Low Noise Microphone pre-amps. All Channels also have a direct output, ideal for record-

ing applications. Overall Output Level is controlled by Left and Right Master controls on the front panel

Switchable Phantom power is available on all four Mic Inputs

Universal AC Power

AC power range is a universal 100 to 120V or 220 to 240V AC, and is connected to the unit via a standard three pin IEC connector, with built-in fuse and voltage change switch.

With its superb audio quality, massive headroom and intuitive interface, the MIXX series is the total solution to today's install requirements.

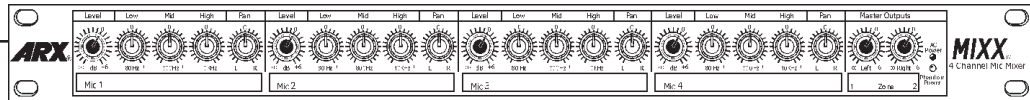
Applications

- Sound Reinforcement
- Industrial Paging/BGM Systems
- AV Systems/CD/Audio-for-Video
- Clubs/Gyms/Karaoke/Restaurants
- Studio, Live and Broadcast Submixers
- Mic Pre-amp/Mixer for Hard disk recording, Modular Digital Multitrack, and any professional application

Features

- ✓ Four channel rack mount mixer in only 1 RU
- ✓ Individual Level controls
- ✓ 3 way EQ plus Pan controls on each channel
- ✓ Balanced XLR Inputs and Outputs
- ✓ Switchable Phantom power
- ✓ Individual Pad switches and Line Out connectors
- ✓ 'Open Buss' connectors for linking multiple units
- ✓ Master Output controls
- ✓ Flawless performance in any audio environment

Specifications



Microphone inputs

Balanced XLR Connectors

Input Gain

Variable 20dB-60dB on Mic/Line channels by rear panel trim control, plus Mic/Line input switch

Channel Level

∞ to +6dB Gain

Channel Pan

True L & R constant level Control

Mic and Line Channel EQ

Low 100Hz 15dB Cut/Boost Shelving

Mid 2KHz 15dB Cut/Boost Bell, Broad Q

High 10KHz 15dB Cut/Boost Shelving

Frequency Response

20-20KHz ±1dB

Distortion

Below .005% 100Hz to 10KHz

Master Outputs Signal/Noise

-90dB unweighted.

Phantom Power

+48VDC globally switchable on all Microphone Inputs

Mic Channel Direct Outputs

150 Ohms Line Level balanced jack connector; post fader, post EQ

Master Outputs

Balanced XLR, 300 ohms Line Level

Max Output Level

+20dB

Open Buss Outputs

Virtual Earth Signal Level, 5 pin DIN connector

Power

100-120/220-240 VAC 50/60Hz 8VA (8 watts) on 3 pin IEC connector with removable cable

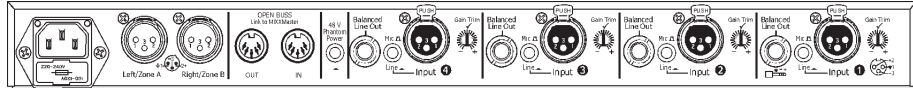


Our policy is one of continuous improvement, and therefore designs may change without notice. However, unless otherwise stated, specifications will always equal or exceed those previously given.



Front Panel

- Level controls for channels 1, 2, 3 and 4
- Low, Mid and High EQ controls
- Pan controls
- Master Left and Right Output controls
- Status LEDs
- Numbered marker panels for labelling channel assigns



Rear Panel

- Balanced XLR Input socket, one per channel. Pin 2 Hot +, Pin 3 Cold -, Pin 1 Ground
- Input Mic/Line switch(-20dB pad)
- Gain trim control. 12 o'clock tick indicates optimum standard microphone setting
- Balanced Line Out TRS jack socket. Tip +, Ring -, Sleeve GROUND
- Phantom Power on/off switch to all microphone inputs
- Open Buss In and Out 5 pin DIN connectors. Use shielded cable as supplied ONLY
- Left and Right XLR outputs. Pin 2 HOT +, Pin 3 Cold -, Pin 1 GROUND
- IEC 3 pin AC connector and integral fuseholder. Replace fuse with correct value only: 100 - 120 V AC 1 amp, 220-240 V AC 0.5 amp.

ARX Systems are based in Melbourne, Australia, where all ARX Products are assembled and tested in our 'state-of-the-art' manufacturing facility

For over 20 years ARX has designed, manufactured and supported Audio Products for Professional users and applications worldwide

Architectural Specifications

The mixer shall have an "open buss" architecture to allow easy linking of the output busses of multiple units via 5 pin DIN connectors. It shall be mounted into a standard 1 RU all steel chassis with extruded aluminium front panel. It shall have four independent 3 pin female XLR balanced microphone inputs, switchable to line inputs. These inputs shall combine down to a stereo output pair of balanced male 3 pin XLR connectors controlled by Master Left and Right controls on the front panel.

Each input shall have EQ Cut and Boost controls on the front panel for Low, Mid, and High frequencies, plus a Pan control.

Each channel shall also have a Direct out jack, which shall bypass the mixed outputs, usable concurrently with the mixed outputs.

Switchable Phantom power shall be available on all the microphone inputs.

The Master Outputs Signal to Noise ratio shall be -90dB unweighted.

The Direct output impedance shall be 150 Ohms, and the balanced Master Outputs impedance shall be 300 ohms.

Maximum Output Level shall be +20dB

AC power range shall be switchable 100 to 120V or 220 to 240V AC, and shall be connected to the unit via a standard three pin IEC connector, with built-in fuse and voltage change switch.

The unit shall be the ARX MIXX

Latest information updates always available on the comprehensive ARX website:
www.arx.com.au

ARX Systems Pty Ltd; PO Box 15, Moorabbin, Victoria 3189, Australia
Phone: 03 9555 7859 Fax: 03 9555 6747 International Fax +61 3 9555 6747
Email: info@arx.com.au Internet: www.arx.com.au