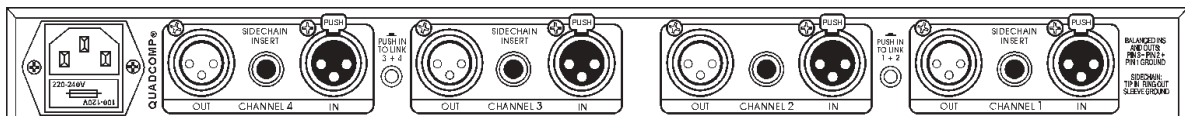
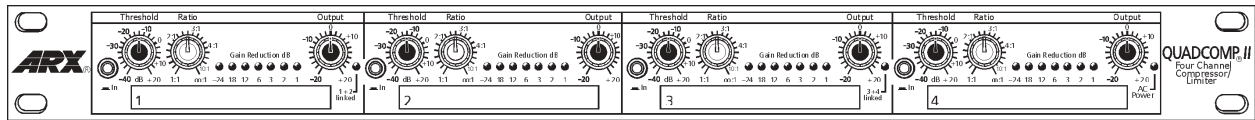


Quadcomp® //



FOUR CHANNEL COMPRESSOR/LIMITER



The sheer amount of effects and signal processors necessary for today's standards of audio production puts a great strain on the available space in equipment racks, both in the studio and on the road.

So, ARX would like to introduce the **ARX Quadcomp®//**. An all-new upgrade of the classic award-winning ARX Quadcomp®, the very first four channel 1 RU compressor.

You'll notice that we haven't strayed very far from our original design concept. The Quadcomp // is **still** four variable ratio Compressor/Limiters neatly housed in a compact all steel 1 RU package. However, all new low noise/low distortion circuitry, better metering plus XLR inputs and outputs put the Quadcomp // in a class of its own.

More Control, Less Space

On the front panel, each channel has the 'industry standard' individual controls for Threshold, Compression Ratio and Output, plus a new 7 LED Gain Reduction display for accurate visual indication of the amount of gain reduction being applied to the program, and an IN/OUT hardwire bypass switch.

In addition to this, each channel has a blank numbered panel to write on for easy confirmation of compressor assigns.

Precision Circuitry

Internally, each compressor uses Class A VCAs and true 2 pole averaging RMS/DC converters for low distortion and accuracy, plus program dependent attack and re-

lease time, which automatically determines optimum compressor response.

Balanced Inputs and Outputs

The rear panel has true differential Balanced XLR Inputs and Outputs for each compressor. Each compressor has a TRS jack Sidechain access insert point, for frequency sensitive compression, De-essing, etc. in conjunction with an external equalizer (such as the ARX Multi Q or EQ60).

Compressors 1 and 2, 3 and 4 also have rear panel mounted Stereo Link switches for accurate stereo tracking. When switched IN, the first channel becomes the master and controls all the functions of the second except Output gain.

Universal AC Power

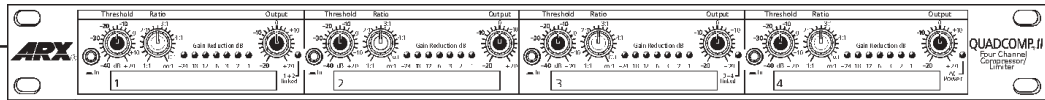
AC power range is switchable 100 to 120V, or 220 to 240V, and is connected to the unit via a standard IEC connector, with built-in fuse and voltage switch.

Whatever the application – Channel insert, Bus insert, Master Outputs, Monitor outputs, Crossover outputs, the Quadcomp //s unique High Density design, precision Low Noise circuitry and clean uncluttered layout make it a truly useful audio tool for all applications.

Features

- Four independent compressor/ limiters in one rack unit
- Balanced XLR Inputs and Outputs
- 7 LED Gain Reduction meters
- Hardwire Bypass switch on each compressor
- Channels 1 and 2, 3 and 4 stereo linkable
- 'Industry Standard' controls
- Sidechain Insert points
- Intuitive, user friendly layout
- Flawless performance in any audio environment
- Security cover available

Specifications



Input Impedance
Balanced 20 Kohms
Unbalanced 10 Kohms

Input Headroom
+ 20 dB

CMRR
>50 dB, 20 Hz—20 KHz

Output Impedance
Balanced 300 ohms
Unbalanced 150 ohms

Output Level (Max)
+ 22 dB

Frequency Response
20Hz—20KHz±0.5dB

Signal to Noise ratio
-93 dB Unweighted
-96 dB 'A' weighted

Distortion
.0054% THD @
0 dB, 1KHz

Dynamic Range 113 dB

Attack and Release Times
Program dependent

Metering
7 LED display: -1, 2, 3, 6,
12, 18, -24 dB

Sidechain Insert Impedance
10 Kohm

Power Requirements
100/120 V AC
220/240 V AC

Weight
5 lbs/2.2 Kg

Dimensions
19"W x 1¾"H x 6"D
482 x 44 x 155mm


Input Connector type
Balanced XLR

Output Connector type
Balanced XLR

Sidechain Insert Connector
TRS Jack

Front Panel

- Hardwire bypass IN/OUT switch
- Threshold, Ratio and Output Gain controls
- 7 LED Gain Reduction display
- Marker panel for labelling compressor assigns
- Stereo link status LEDs



Rear Panel

- Balanced Inputs and Outputs, on XLR connectors.
- Sidechain Insert TRS connector on each channel
- Stereo link switches for Channels 1 and 2, 3 and 4
- AC input connector, with voltage switch and fuse.

ARX Systems are based in Melbourne, Australia, where all ARX Products are assembled and tested in our 'state-of-the-art' manufacturing facility

For over 20 years ARX has designed, manufactured and supported Audio Products for Professional users and applications worldwide

Architectural Specifications

The compressor/limiter shall be a unit of Four independent channels in a steel chassis six inches deep (150mm) and one rack unit (44mm) high. There shall be rear panel switches to link channels 1 and 2, 3 and 4 to track as stereo pairs, with corresponding front panel status LEDs.

Each compressor channel shall have a 7 segment LED Gain Reduction display, indicating -1, -2, -3, -6, -12, -18, -24 dB of reduction, plus variable controls for Threshold, Ratio and Output Gain. Attack and Release times shall be program dependent. Each channel shall also have a hardwire Bypass switch on the front panel.

Each compressor channel shall have electronically Balanced inputs and outputs, on 3 pin XLR connectors, with passive RFI filters and an Input impedance of 20 Kohms (10 Kohms unbalanced). The Input headroom shall be +20dB, with a CMRR of better than 50dB, and the frequency response shall be 20 Hz to 20 KHz, ±0.5dB. The Output impedance shall be 300 ohms (150 unbalanced), and the max-

imum Output level shall be +22dB, with a Signal to Noise ratio of -93dB 'A' weighted (-93dB unweighted).

Each compressor channel shall have a Sidechain insert point of the TRS jack connector type (Tip IN, Ring OUT, Sleeve Ground) and have an impedance of 10 Kohms. Total Harmonic Distortion shall be .0054% @ 0dB, 1 KHz, and the unit shall have a dynamic range of 113dB.

AC Power shall be supplied via a removable mains cable, connecting to an IEC connector with an integral fuse and voltage change switch on the unit's rear panel.

The compressor/limiter shall be the ARX Quadcomp II.

Specifications available on CD ROM. Latest updates available at: www.arx.com.au



Our policy is one of continuous improvement, and therefore designs may change without notice. However, unless otherwise stated, specifications will always equal or exceed those previously given.



ARX Systems Pty Ltd; PO Box 15, Moorabbin, Victoria 3189, Australia
Phone: 03 9555 7859 Fax: 03 9555 6747 International Fax +61 3 9555 6747
Email: info@arx.com.au Internet: www.arx.com.au