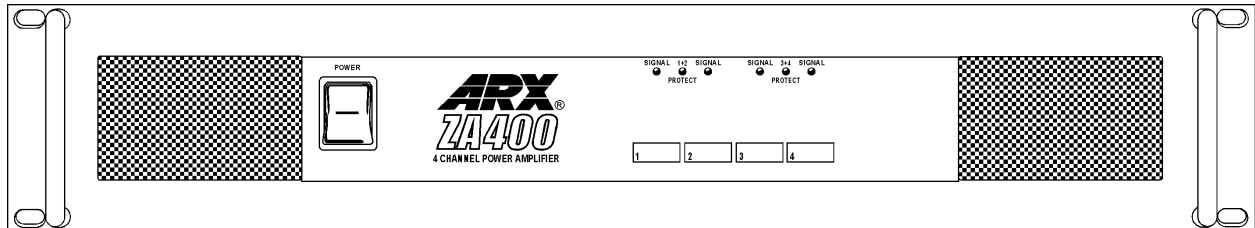


ZA 400



FOUR CHANNEL POWER AMPLIFIER



The **ARX ZA 400** is a four channel power amplifier, ideal for paging systems, Foreground and Background music systems, A/V surround systems, Loudspeaker Multi-Zoning and other installations requiring multiple amplifier channels. Individual pairs of channels can be switched to run as single bridged mono channels for greater output into 8 ohm loads.

'AutoLink™' Input Looping

Our exclusive AutoLink design, first seen on the ARX Multi Q parametric equalizer, allows all four channels to be linked as required.

Inserting a lead into Channel 1 input, for example, will automatically route that signal to channels 2, 3, and 4 as well.

However, if another lead is inserted into, say, the Channel 3 Input, the link will break and start again, routing the new signal to Channels 3 and 4.

In this way the ZA 400 can be easily and quickly configured for single and multiple zones without requiring extra patch leads or a zone splitter

New Technology Inside

In the ZA 400, ARX design engineers have chosen a conventional toroidal transformer based Linear Power Supply and new 'state of the art' Power Amplifier Integrated Circuits, offering unprecedented amplifier and load protection.

This is coupled with our 'Headroom Enhance' circuitry based on our core ISC error correction technology. ISC (Interactive System Control) was developed by ARX for our range of Concert Series Loudspeaker Processors, and is now incorporated into all our Power Amplifiers and the SPL range of Integrated Powered Loudspeakers.

It provides maximum power output levels under all AC mains supply voltages and rated load conditions, eliminating Output Stage clipping.

Comprehensive Protection circuitry onboard

Over the years ARX engineers have done intensive research into amplifier protection systems. The ZA 400 has a re-settable High Current switched protection circuit that instantly disconnect the speakers when a potentially damaging signal is detected.

New Input delay muting circuitry eliminates switch on/switch off noise.

Safety First

The outputs are all fully isolated Speakon connectors, in keeping with all current Worldwide approval requirements for amplifier output connections. There are no bare Input or Output terminals, or low cost 'push terminals' used on this Professional product

Version Options

VR: (Standard) For installation applications where tamper-proof operation is required, the VR version features rear panel accessible multi turn level controls.

VF: Where user adjustable level controls are required the VF version features multi-detent front panel mounted level controls

Built to Last

Over 15 years ago, ARX was one of the first companies in the world to bring out a high powered amplifier (the legendary SS700) in only 2 rack spaces! A concept that has been embraced by virtually every amp manufacturer since then. Today, thousands of amplifiers later, we've probably had greater experience in getting more from less than just about anyone else!

Designed from the ground up using extensive computer modelling and a compact, efficient toroidal transformer, the ZA 400 has been designed to satisfy the most demanding professional applications. It is a distillation of our experience gained through years of making compact, powerful amplifiers.

Features

- Four discrete amplifier channels
- Toroidal transformer based linear power supply
- Headroom Enhance circuitry for maximum output without amplifier clipping
- 'AutoLink' input looping - no patch leads required for single input, multi output applications
- Switchable bridged mono channels
- Balanced jack inputs
- Insulated Speakon outputs
- Dual variable speed fans
- LED status display of all amplifier functions
- Flawless performance in any audio environment

Specifications

The ARX ZA400 amplifier is designed around a Toroidal power transformer and heavy duty diode bridges for low induced noise and efficient power to weight ratio.

Input Connectors

Balanced Jack wired: Tip + Hot, Ring – Cold, Sleeve Audio Ground; AutoLink input looping

Bridged Mono mode

Individual pairs of channels can be switched to single bridged mono channels for greater output into 8 ohms

Output Connectors

Neutrik Speakon, wired as follows:

Connector 1 - Channel 1 (1+, 1-), Channel 2 (2+, 2-)

Connector 2 - Channel 3 (1+, 1-), Channel 4 (2+, 2-)

Input Impedance

40 Kohms Balanced

Input Sensitivity

.775 Vrms (0 dB)

Input CMRR @ 1KHz >70dB

Slew Rate 35V/μS

Distortion 0.01%, 1 watt @ 1 KHz

Damping Factor 200:1

Channel Separation: @ 1KHz -88dB

Frequency response:

@ rated output: 20Hz - 20KHz ±0.4dB

Metering:

LED status indicators for Signal and Protection shut down

Protection Features

- Unique 'Headroom Enhance' circuit provides maximum output levels without clipping

- DC sensing

- 'SilentStart/SilentStop' Input/Output muting at turn on/off

Cooling

Internal heatsink and twin variable speed DC cooling fans

AC Power

Supplied 'zone-specific' 100/120/220/240V AC with removable power lead

Weight

14 Kg (30 lbs)

Size

Standard 2 rack units high and 19" (482mm) wide

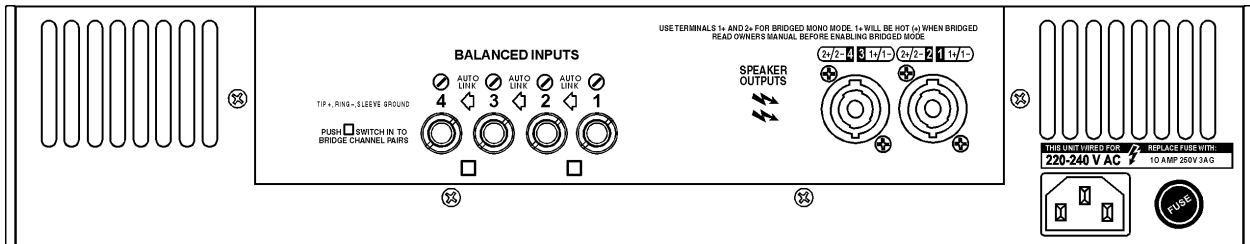
Depth: 16" (400mm)

Add 1" (25mm) to depth behind front panel to allow for rear rack mount ears and connectors.

Add 1" (25mm) to depth before front panel to allow for handles and controls.

Construction

All steel chassis and front panel, with Lexan front print. Front panel power switch and (on VF models) level controls. Rear rack mount ears for four point racking in high stress installations



Rear Panel

- Balanced Jack inputs with 'AutoLink' for input looping
- Bridged mono switches
- 20 turn level controls (VR model)
- Neutrik Speakon outputs
- Removable power lead with IEC 3 pin connector

Power Chart Watts RMS per Channel

MODEL	8 OHMS	4 OHMS	8 OHMS BRIDGED MONO
ZA 400	180	250	500

Architectural Specifications



Our policy is one of continuous improvement, and therefore designs may change without notice. However, unless otherwise stated, specifications will always equal or exceed those previously given.



The amplifier shall be a 2 rack unit high Four channel unit 16" (405mm) deep.

The amplifier shall be of all steel monocoque construction, with front and rear rack mounting points.

Input connectors shall be Balanced TRS Jacks, wired Tip + Hot, Ring – Cold, Sleeve Audio Ground. Input connectors shall be normalised 1 through 4.

Output connectors shall be Neutrik Speakon, wired as follows: Connector 1/ Channel 1 (1+, 1-), Channel 2 (2+, 2-), Connector 2/ Channel 3 (1+, 1-), Channel 4 (2+, 2-)

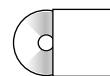
Specifications available on CD ROM. Latest updates available at: www.arx.com.au

Input Impedance shall be 40 Kohms Balanced, with a CMRR of >70dB @ 1 KHz.

There shall be LED status indicators for Signal present and Protection functions. Protection features shall consist of headroom enhancing soft limit circuitry, 2 x fans, DC sensing, and Input/Output muting at turn on and turn off.

The Output power per channel shall be 250 watts RMS into a 4 ohm load.

The amplifier shall be the ARX ZA 400.



ARX Systems Pty Ltd; PO Box 15, Moorabbin, Victoria 3189, Australia
 Phone: 03 9555 7859 Fax: 03 9555 6747 International Fax +61 3 9555 6747
 Email: info@arx.com.au Internet: www.arx.com.au