

# CONCERT SERIES

## 922 PROCESSOR CONTROLLED FULL RANGE 'ONE BOX' SPEAKER SYSTEM

### Applications:

- High SPL Concert Sound
- Auditorium Installations
- Houses of Worship
- Dance Music



<http://www.arx.com.au>


The all-new ARX Concert series has been engineered to function as a unique, fully compatible 'building block' system with the flexibility to easily assemble custom configurations.

The trapezoidal 922 combines the amplifier efficiency of an active 2 way system with the improved response of a 3 way system, by using a true 'state of the art' passive Mid to High crossover. It provides articulate vocal reproduction plus the power to handle the transient attack of today's music, coupled with the powerful bass response of the 922's vented bandpass Low Frequency design.

It is designed to be used as a system with the LSP-2 speaker processor. This is a dual channel unit providing crossover functions, phase correction, and controls for Low, Mid/High and VHF, recessed beneath an acrylic security cover.

The LSP-2 also features ARX's Interactive System Control (I.S.C.™) for speaker protection at absolute sound pressure levels. Unlike simple in-line limiters or compressors, ISC offers true system protection without the usual loss of dynamic range, by constantly monitoring the amplifier output and comparing it with an internal model of the SOA (safe operating area) of the 922's speakers. When the signal applied to the speaker tries to exceed that SOA, the ISC holds it at a level which is safe for the speaker to reproduce.

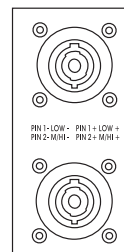
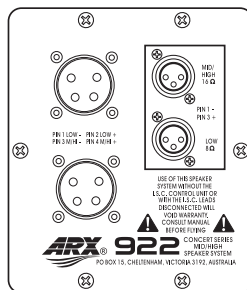
The 922 is an ideal building block system for Rental/Production companies, live sound reinforcement, and all kinds of permanent installations.



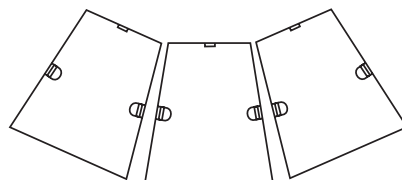
Left: The 922's rigid one piece moulded Mid/High flare

Below left: The 922's rear panel

Below right: Optional Neutrik Speakon connectors



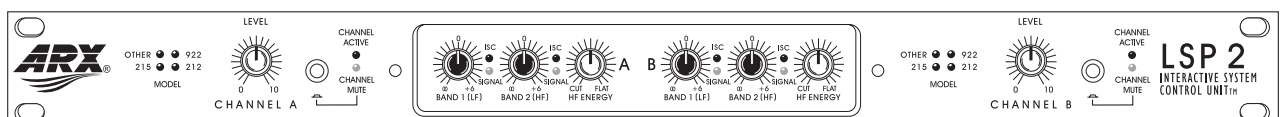
The 922's angled sides (15° taper from front) enables curved arrays to be easily assembled. Its acoustically aligned Mid/High component layout on a one piece fibreglass moulding provides strength and flexibility. The 922 shares compatible dimensions with other models in the Concert Series, so it can easily be incorporated into mixed arrays



## Features

- Rugged premium grade void free plywood outer shell
- 'One piece' moulded Mid/High section for strength and accuracy
- Active 2 way, passive 3 way configuration
- Mid/High drivers acoustically aligned for smooth, coherent dispersion
- Processor controlled with the LSP-2 for dependable performance and repeatability
- 15° trapezoidal cabinet design for point source arrays
- Flying points and angling point fitted as standard
- Building block compatibility for assembling custom arrays
- Available with EP4, EP6 or Speakon Multipin connectors
- Flawless sound in the toughest audio environment

LSP-2 Speaker Processor



# 922

## Specifications

Each 922 cabinet comprises 1 x 15" (380 mm) LF driver in a vented bandpass layout for extended low frequency output; 1 x 12" (300 mm) Mid driver with integral Power Dome™ loaded onto a quasi-exponential midrange flare; and 1 x 1" (25 mm) throat aluminium diaphragm compression driver on a modified flat front radial horn; all enclosed in a premium grade, multi laminate plywood enclosure.

### Frequency Response

40Hz-20KHz ±5 dB

### Impedance

Low 8 ohms

Mid/High 16 ohms

### Recommended Minimum amplifier power

Low 300 W/8 ohm

M/High 300 W/8 ohm

### Dispersion -6dB points

90° x 50°

### Sensitivity

104 dB @ 1 Watt, 1 metre, averaged over box response

### Maximum SPL @ 1 metre

130 dB +

### Connectors\*

2 x EP4 Male + 2 x XLR or 2 x Speakons

### Construction

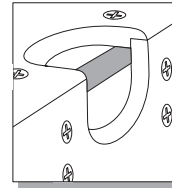
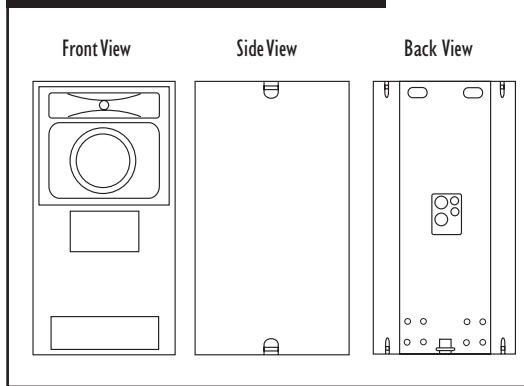
Premium grade void-free multi laminate plywood, steel mesh grille. Optional wheel kit

### Maximum Dimensions

40"H 20"W 22"D

1000 x 515 x 580 mm

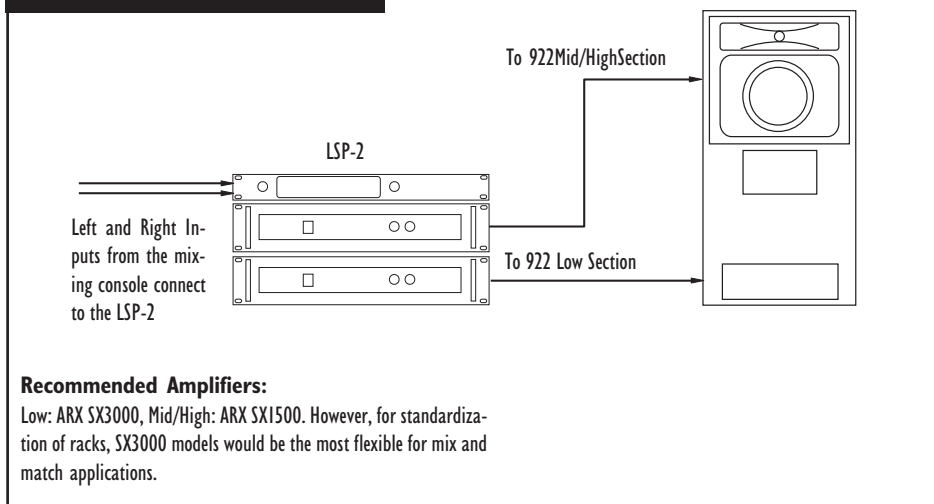
## 922 ENCLOSURE LAYOUT



The ARX 'Ezi Fly' flying point is fitted as standard to all 922 cabinets. Fitted from the inside, it serves both as an attachment point for a snaplock and as a tie plate to tie the sides and top and bottom of the enclosure together. It is attached to the enclosure by 6 x high tensile 1/4" bolts.

Independent laboratory stress testing reports available upon request.

## 922 SYSTEM LAYOUT



### Recommended Amplifiers:

Low: ARX SX3000, Mid/High: ARX SX1500. However, for standardization of racks, SX3000 models would be the most flexible for mix and match applications.

## ARCHITECTS' AND ENGINEERS' SPECIFICATIONS

The loudspeaker system shall be a three way type enclosure incorporating a 15" (380mm) low frequency driver in a bandpass enclosure. The midrange frequencies shall be handled by a 12" (305mm) midfrequency driver with phase plug loaded onto a quasi-exponential fibreglass flare. The high frequency unit shall be a 1" (25mm) throat compression driver loaded onto a fibreglass modified radial horn. The loudspeaker system shall be actively crossed between the low frequency and mid-high frequency

sections. The mid frequency and high frequency sections shall be integrated using a 24 dB per octave internally mounted crossover. The enclosure shall be fitted with 4 x flying points and angling point. Performance of the loudspeaker system shall be achieved using a dedicated speaker processor. Rated impedance of the loudspeaker system shall be 8 ohms low frequency and 16 ohms mid/high frequency. Sensitivity measured on axis @ 1 metre shall be 104 dB. Frequency response measured @

1 metre on axis shall be 40Hz-18kHz ±5 dB. Maximum SPL @ 1 metre on axis shall be 130 dB. The loudspeaker system shall be constructed of premium grade multi laminate plywood and trap-ezoidal in shape. Dimensions shall be 40" H x 20" W x 22" D (1000 x 515 x 585 mm) and it shall weigh 132lbs (60kgs). The loudspeaker system shall be the ARX 922. The speaker processor shall be the ARX LSP-2.

Specifications available on disk



Your ARX dealer is:

ARX Systems Pty Ltd, Australia; Phone: +61-3 9555 7859 Fax: +61-3 9555 6747