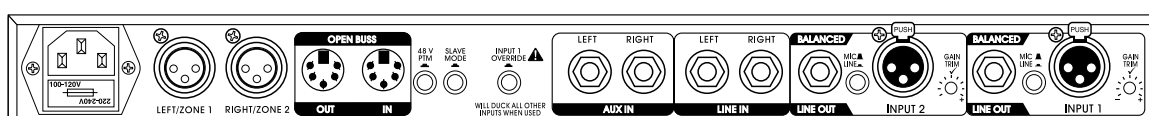
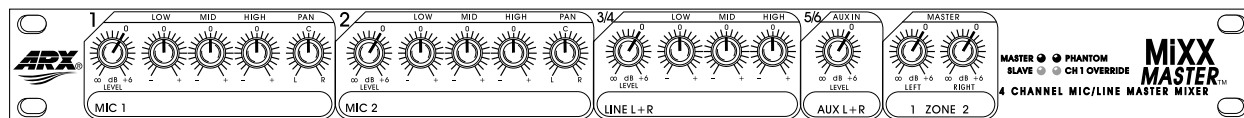


MIXXMaster™



MULTI CHANNEL MIC/LINE MASTER MIXER



Innovation

ARX introduces the MIXXMaster 2 channel Mic and 4 input Line Mixer. It's the companion product to the MIXX 4 channel Microphone mixer: two innovative products using the exclusive new ARX "open buss" architecture which allows mixing and zoning systems of any complexity to be easily constructed using only two standard products.

Total Flexibility

Any MIXX series product can be used as a stand alone Audio Mixer, but when used together the MIXX series form a powerful Mixing/Zoning System second to none in simplicity and total flexibility.

Quality Features

Each Mic input on the MIXXMaster has a Balanced Low Noise Mic input, plus 3 way EQ and Pan controls. The Mic input can be switched to be a line input, and each channel also has a direct output, making it ideal for use as a high quality mic pre-amp for recording applications.

You can link up multiple MIXX units to a MIXXMaster, or link multiple MIXXMaster units together. The unique "open buss" connectors on the rear panel allow you to easily link them, giving you as many combinations of Inputs and Outputs as you require.

Switchable Phantom power is available on all Mic Inputs. The Stereo Line input also has 3 way EQ, while the Stereo Aux In has a level control. Additionally there are Left and Right Master controls.

The rear panel also has a Priority override switch for Channel 1. Pressing this in will reduce the level of the other channels by 20dB.

Universal AC Power

AC power range is a universal 100 to 120V or 220 to 240V AC, and is connected to the unit via a standard three pin IEC connector, with built-in fuse and voltage change switch.

With its superb audio quality, massive headroom and intuitive interface, the MIXXMaster and the MIXX series are the total solution to today's install requirements.

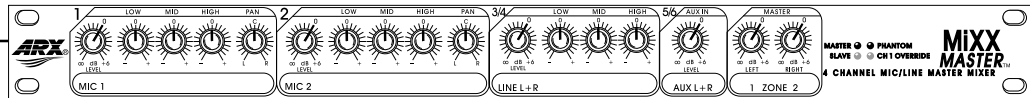
Applications

- Sound Reinforcement
- Industrial Paging/BGM Systems
- AV Systems/CD/VIDEO
- Clubs/Gyms/Karaoke/Restaurants
- Studio, Live and Broadcast Submixers
- Mic Pre-amp/Mixer for Hard disk recording, Modular Digital Multitrack, ADAT

Features

- ✓ Multi channel rack mount mixer in only 1 RU
- ✓ 2 Mic and 2 stereo Aux Line inputs
- ✓ 3 way EQ plus Pan controls on each Mic channel
- ✓ Balanced XLR Inputs and Outputs
- ✓ Switchable Phantom power
- ✓ Master Level controls
- ✓ 'Open Buss' connectors for linking multiple units
- ✓ Comprehensive LED status indicators
- ✓ Flawless performance in any audio environment

Specifications



Microphone inputs:

Balanced XLR Connectors

Stereo Line/Aux Inputs:

Hi Z Buffered inputs on 1/4" Jacks

Mic Priority

Switchable Channel 1 override; attenuates all other channels 20dB

Input Gain

Variable 20dB-60dB on Mic/Line channels by rear panel trim control, plus Mic/Line input switch

Channel Level ∞ to +6dB Gain

Channel Pan

True L & R constant level Control

Mic and Line Channel EQ

Low 100Hz 15dB Cut/Boost

Mid 2KHz 15dB Cut/Boost, Broad Q

High 10KHz 15dB Cut/Boost

Frequency Response

20-20KHz ±1dB

Distortion

Below .005% 100Hz to 10KHz

Master Outputs Signal/Noise

-90dB unweighted.

Phantom Power

+48VDC globally switchable on all Microphone Inputs

Mic Channel Direct Outputs

150 Ohms Line Level balanced jack connector; post fader, post eq.

Master Outputs

Balanced XLR, 300 ohms Line Level

Max Output Level +20dB

Open Buss Outputs

Virtual Earth Signal Level, 5 pin DIN connector shielded cable

Power

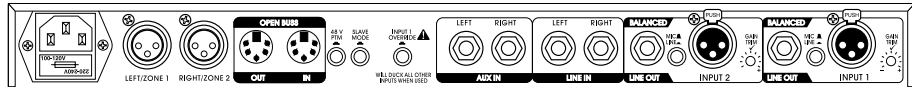
100-120/220-240 VAC
50/60Hz 8VA (8 watts) on 3 pin IEC connector

Front Panel

- Level controls for microphone channels 1 and 2
- Low, Mid and High EQ controls for microphone channels, and Line 1 and 2 channels
- Pan controls for microphone channels, and

Line 1 stereo channel

- Level controls for Line 1 stereo channel, and Aux1 stereo channel
- Status LEDs
- Numbered marker panels for labelling channel assigns



Rear Panel

- Balanced XLR Input socket, channels 1 and 2. Pin 2 HOT +, Pin 3 Cold -, Pin 1 GROUND
- Input Mic/Line switch (-20dB pad)
- Gain trim control. 12 o'clock indicates optimum standard microphone setting
- Balanced Line Out TRS jack socket. Tip +, Ring -, Sleeve GROUND
- Left and Right stereo Line in 1 and Aux in 1 jack connectors. Tip +, Ring -, Sleeve GROUND.
- Input 1 override switch. When switched in, any signal appearing on Channel 1 will au-

tomatically override the rest of the system.

- Master/Slave mode switch.
- Phantom Power on/off switch to all microphone inputs
- Open Buss In and Out 5 pin DIN connectors. Use shielded cable supplied ONLY
- Left and Right XLR outputs. Pin 2 HOT +, Pin 3 Cold -, Pin 1 GROUND
- IEC 3 pin AC connector and integral fuseholder. Replace fuse with correct value only: 100 - 120 V AC 1 amp, 220-240 V AC 0.5 amp.

ARX Systems are based in Melbourne, Australia, where all ARX Products are assembled and tested in our 'state-of-the-art' manufacturing facility

For over 20 years ARX has designed, manufactured and supported Audio Products for Professional users and applications worldwide

Architectural Specifications

The mixer shall allow easy linking of the output busses of multiple units via 5 pin DIN connectors. It shall be mounted into a standard 1 RU all steel chassis with extruded aluminium front panel.

It shall have two independent 3 pin female XLR balanced microphone input channels, switchable to line inputs., and two stereo line input channels on balanced jacks. All input channels shall combine to a stereo output pair of balanced XLR connectors controlled by Left and Right Master controls on the front panel.

The two Microphone channels and the first stereo line input channel shall have EQ controls for Low, Mid, High. Switchable 48v Phantom power shall be available on all the microphone inputs.

Each Microphone channel shall also have a Direct out jack, bypassing the mixed outputs, usable concurrently with the mixed outputs.

The rear panel shall also have a Priority override switch for Channel 1, reducing the lev-

el of the other channels by 20dB.

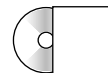
The Master Outputs Signal to Noise ratio shall be -90dB unweighted.

The Direct out impedance shall be 150 Ohms, and the Master Outputs impedance shall be 300 ohms.

Maximum Output Level shall be +20dB. THD shall be less than .005%, 100Hz to 10KHz.

AC power range shall be switchable 100 to 120V or 220 to 240V AC, using a standard three pin IEC connector, with built-in fuse and voltage change switch.

The unit shall be the ARX MIXXMaster



Specifications available on CD ROM

Latest information updates always available on the comprehensive ARX website: www.arx.com.au



Our policy is one of continuous improvement, and therefore designs may change without notice. However, unless otherwise stated, specifications will always equal or exceed those previously given.



ARX Systems Pty Ltd; PO Box 15, Moorabbin, Victoria 3189, Australia
Phone: 03 9555 7859 Fax: 03 9555 6747 International Fax +61 3 9555 6747
Email: info@arx.com.au Internet: www.arx.com.au